

## AXUS CONTRA ROTATING AXIAL FANS

HIGH PRESSURE ALTERNATIVE TO SINGLE STAGE AXIAL FANS.



## BENEFITS

### HIGH PERFORMANCE

Developed to provide optimum performance for each case size.

13 Case diameters 315 - 1250mm.

Airflow - up to 42m<sup>3</sup>/s.

Static pressure - up to 2500 Pa.

Operating temperature, 300°C for 2 hours,

400°C for 2 hours.

### HIGH TEMPERATURE

Units are suitable for smoke reservoir and non smoke reservoir applications - EN 12101-3 2015.

Units are dual purpose for day to day plus 'one off' emergency use.

### TESTED TO THE HIGHEST STANDARDS

Air performance to BS848 (part 1) 2007 and ISO5801 (Part 1) 2007.

### ACOUSTIC PERFORMANCE

AMCA300.

### FLEXIBLE SOLUTION

Units can be installed at any angle.

### MATCHING ATTENUATORS & ANCILLARIES

AV mounts, flexible connectors, mounting Brackets, Matching Flanges, Inlet Cones, Guard, backdraught damper.

### AVAILABLE OPTIONS

AXUS units suitable for two speed operation (full and half speed). AXUS units available with access doors suitable for cleaning and observation.

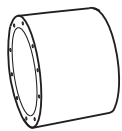
### WARRANTY

Axus Contra-Rotating have a 3 year warranty.

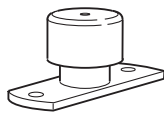
Units suitable for continuous operation at temperatures up to 60°C and a 1 off operation in smoke mode.

For larger sizes contact Nuair.

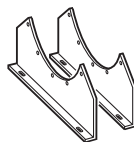
### MATCHING ANCILLARIES



Attenuators - Standard and Long options available.



Anti Vibration Mounts



Mounting Brackets.



Flexible Connectors.



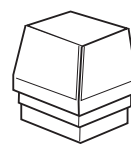
Matching Flanges.



Inlet Cones.



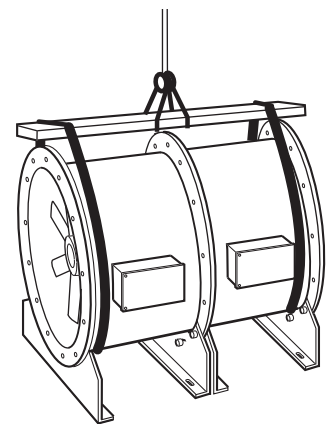
Anti-backdraft Damper.



Arc Cowl.

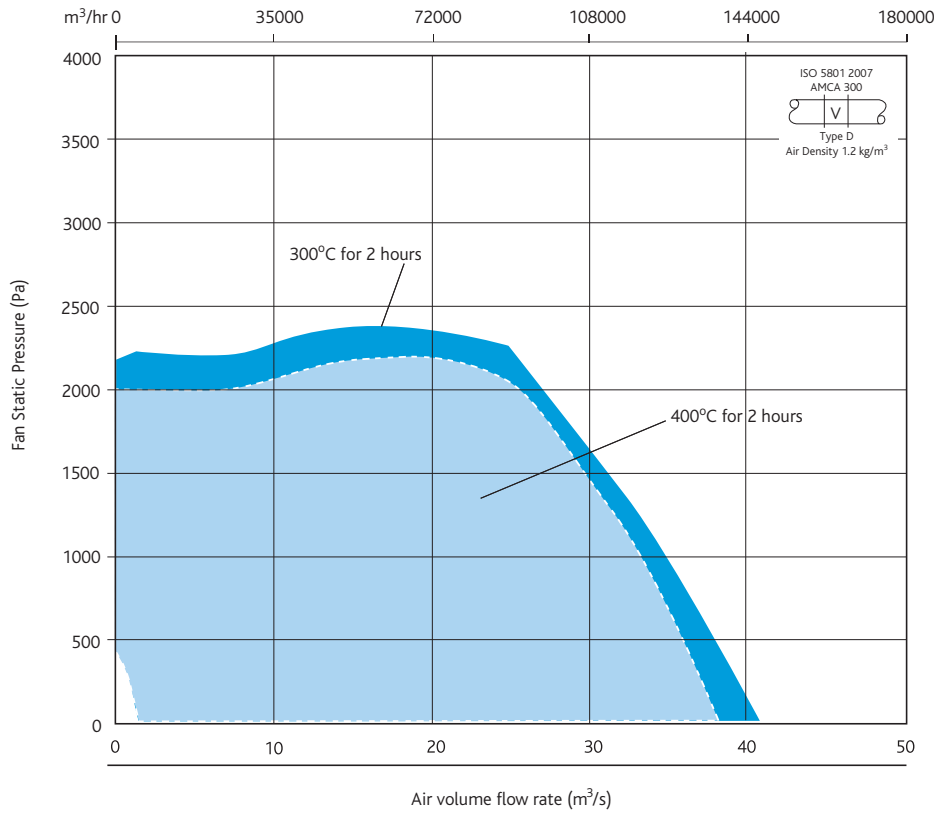
See page 360 for further details on ancillaries.

### LIFTING METHOD

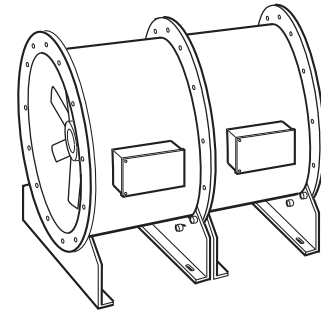


See installation & maintenance documents for full details.

PERFORMANCE - AXUS HIGH TEMPERATURE CONTRA ROTATING FANS



Casing



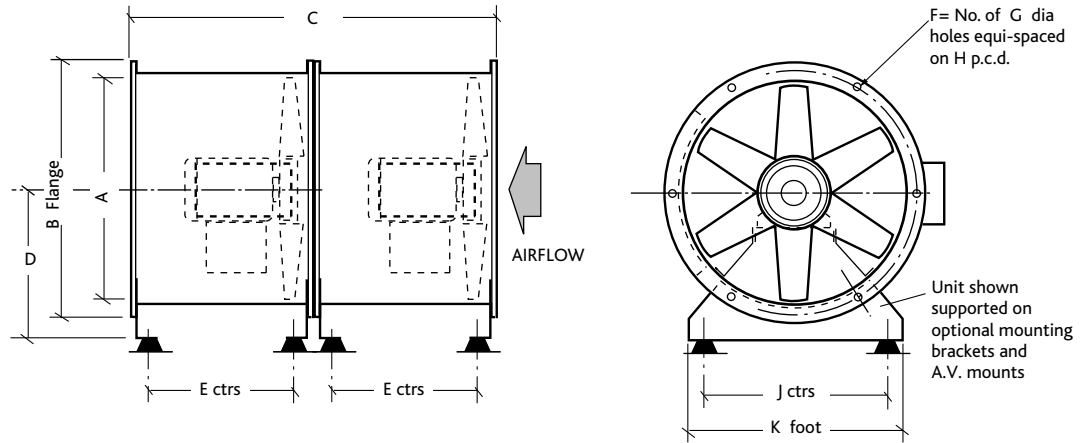
Code descriptions

**AXC 100 AA - 4 1 3 A 7 T**

1 | 2 | 3 | 4 | 5 | 6 | 7 | 8 | 9

1. Axus Contra-rotating axial
2. Case diameter in cm
3. Impeller specification reference
4. Motor speed in poles
5. Impeller blade angle reference
6. Electrical supply in phase  
3 = 400V, 50Hz three phase
7. Impeller material  
A = Aluminium  
S = Steel
8. Operating Temperature  
7 = 300°C for 2 hours  
8 = 400°C for 2 hours
9. Other options (combinations possible)  
T = Two speed (full and half)  
Z = Access Door

**DIMENSIONS - AXUS HIGH TEMPERATURE CONTRA ROTATING FANS**



**DIMENSIONS (mm)**

Code	Frame	A	B	C	D	E	F	G	H	J	K
AXC31	63-71	315	400	730	210	620	8	12	355	220	270
AXC35	63-90	350	430	760	240	620	8	12	395	250	300
AXC40	63-100	400	490	880	270	810	8	12	450	290	340
AXC45	63-112	450	540	900	300	800	8	12	500	330	380
AXC50	63-112	500	608	930	340	800	12	12	560	380	430
AXC50	132	500	608	1230	340	1120	12	12	560	380	430
AXC56	71-100	560	670	880	370	800	12	12	620	420	470
AXC56	132	560	670	1230	370	1120	12	12	620	420	470
AXC63	63-112	630	740	960	430	800	12	12	690	500	550
AXC63	132-180	630	740	1200	430	1120	12	12	690	500	550
AXC71	80-112	710	814	910	470	800	16	12	770	540	600
AXC71	132	710	814	1400	470	1320	16	12	770	540	600
AXC80	80-112	800	910	880	540	800	16	12	860	590	650
AXC80	132-160	800	910	1680	540	1320	16	12	860	590	650
AXC90	90-180	900	1016	1480	600	1400	16	15	970	670	750
AXC100	90-180	1000	1128	1480	670	1370	16	15	1070	770	850
AXC100	200	1000	1128	1700	670	1590	16	15	1070	770	850
AXC112	100-160	1120	1240	1460	750	1350	20	15	1190	870	950
AXC112	180-200	1120	1240	1730	750	1620	20	15	1190	870	950
AXC112	225-250	1120	1240	2020	750	1910	20	15	1190	870	950
AXC125	100-200	1250	1365	1730	830	1620	20	15	1320	920	1000
AXC125	225-280	1250	1365	2020	830	1910	20	15	1320	920	1000

For unit weights and pressure drops above 2500 pascals, please call our technical team on 029 2085 8200.